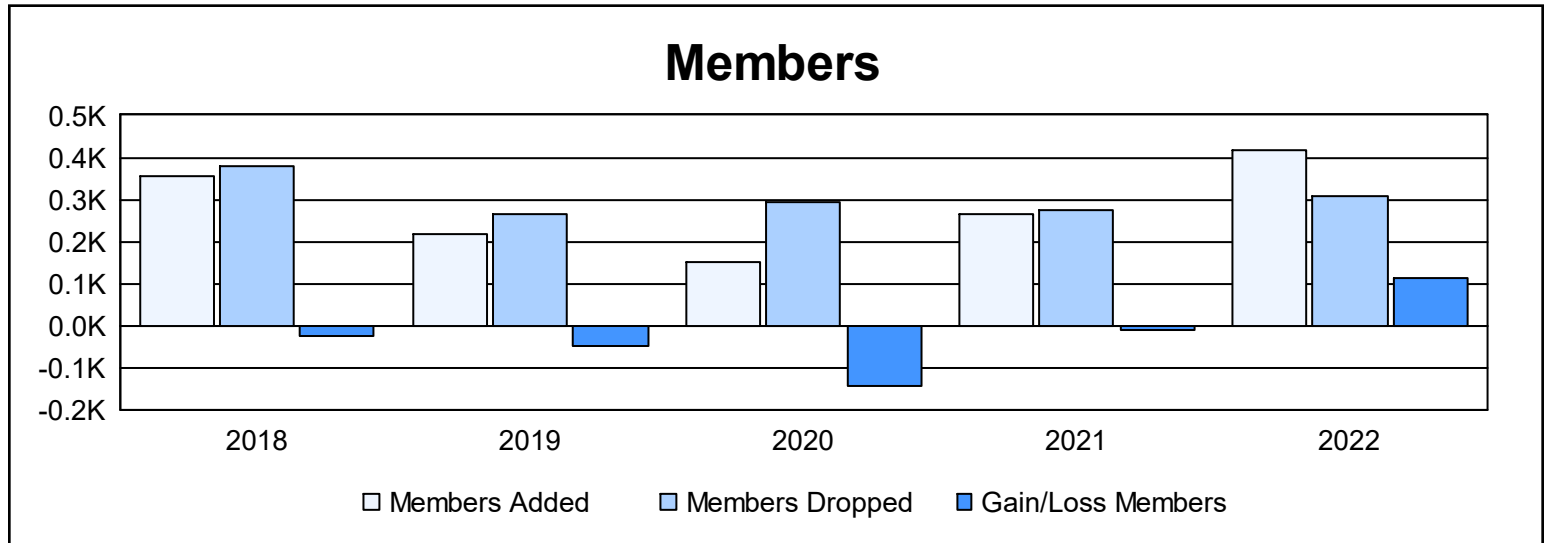
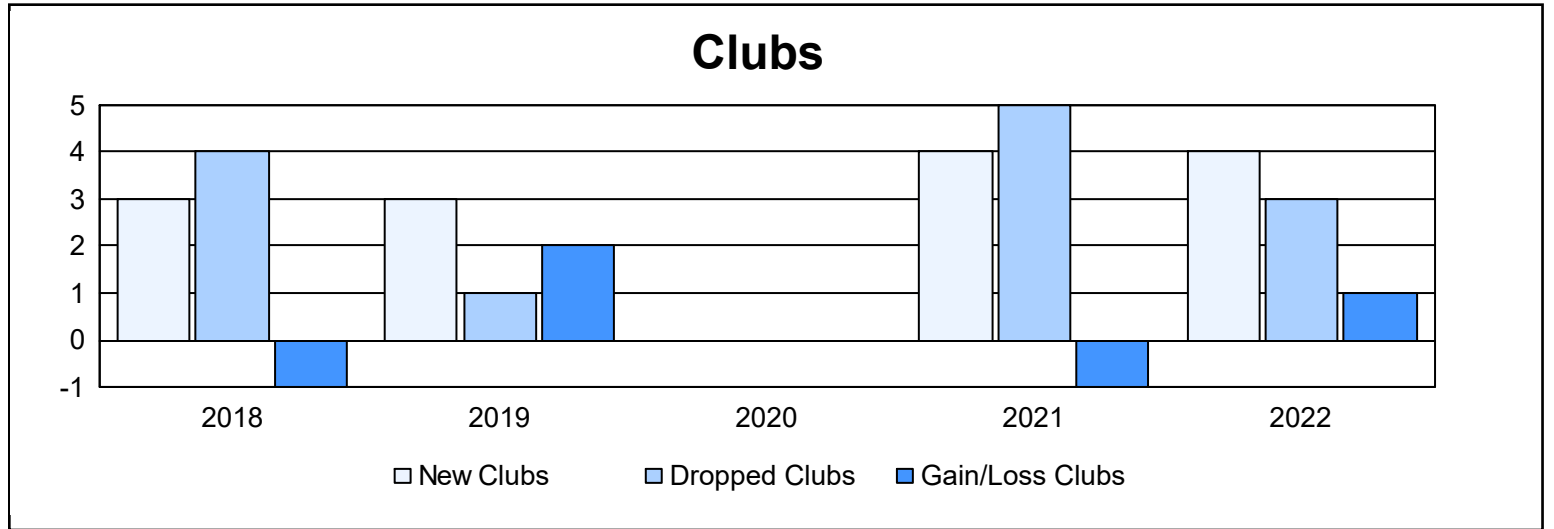
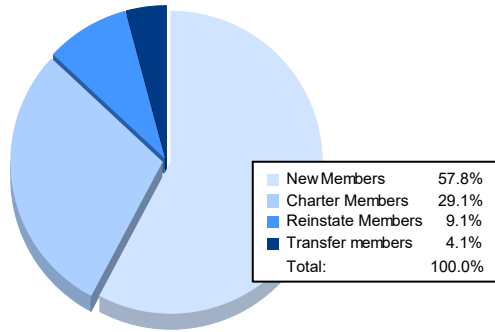


| Year           | New Clubs | Dropped Clubs | Gain/ Loss Clubs | New Members | Charter Members | Reinstate Members | Transfer Members | Total Member Added | Total Members Dropped | Gain/ Loss Members |
|----------------|-----------|---------------|------------------|-------------|-----------------|-------------------|------------------|--------------------|-----------------------|--------------------|
| 2017-2018      | 3         | 4             | -1               | 175         | 122             | 54                | 2                | 353                | 378                   | -25                |
| 2018-2019      | 3         | 1             | 2                | 105         | 101             | 11                | 1                | 218                | 265                   | -47                |
| 2019-2020      | 0         | 0             | 0                | 110         | 3               | 37                | 1                | 151                | 293                   | -142               |
| 2020-2021      | 4         | 5             | -1               | 108         | 106             | 46                | 3                | 263                | 275                   | -12                |
| 2021-2022      | 4         | 3             | 1                | 242         | 122             | 38                | 17               | 419                | 306                   | 113                |
| <b>Average</b> | <b>3</b>  | <b>3</b>      | <b>0</b>         | <b>148</b>  | <b>91</b>       | <b>37</b>         | <b>5</b>         | <b>281</b>         | <b>303</b>            | <b>-23</b>         |



### Membership Composition June 2022 Cumulative



### Gender Composition June 2022 Cumulative

